


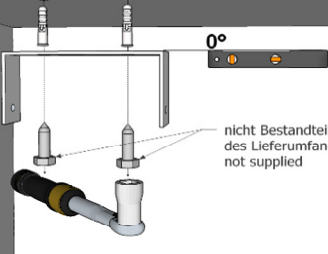
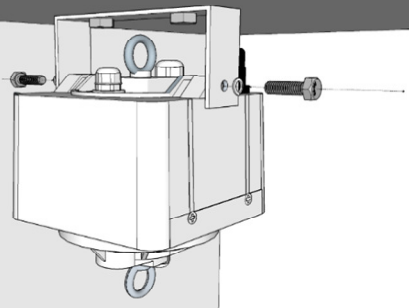
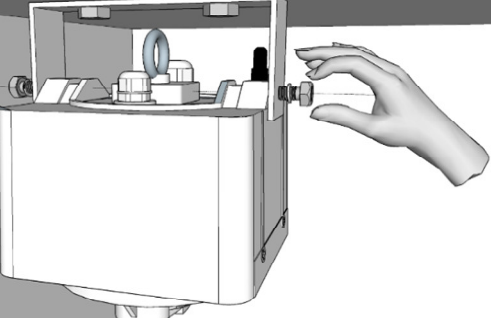
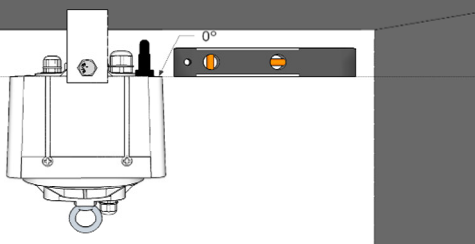
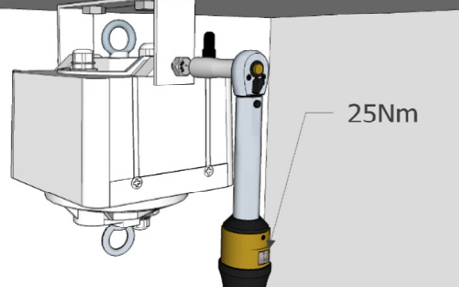


<b>MB-A</b>		<b>Montageanleitung - Montagebügel für Compact Lifte</b> <b>Assembly instructions - Mounting Bracket for Compact lifts</b> <b>(CSI, CDI)</b>	
<p>nicht Bestandteil des Lieferumfangs not supplied</p>			
Component	Figure	Beschreibung / Description	Menge Amount
A		MB-A	1
B		Sechskantschraube / Hex bolt M8 x 14mm	2
C		Federring / snap ring M8	2
<b>Benötigtes Werkzeug / needed tools</b>			
Bohrmaschine Drill	Drehmomentschlüssel Torque Wrench	Drehmoment- schlüssel - Einsatz Socket	Wasserwaage Level
	25Nm	13	

1		 <p>Befestigung nach statischen Erfordernissen entsprechend der lokalen Vorschriften unter Berücksichtigung der erforderlichen Sicherheitsbeiwerte</p> <p>Fit for static requirements according to local regulations under consideration of safety factors</p>	2
3		 <p>nicht Bestandteil des Lieferumfangs not supplied</p>	4
5			6
7		 <p>25Nm</p>	8
9	